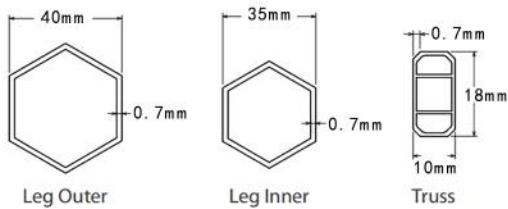



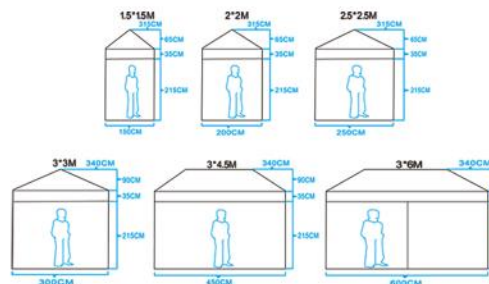


ITEM	4HS High Quality Steel Frame									
	2*2m	2.5*2.5m	2*3m	3*3m	3*4m	3*4.5m	3*6m	4*4m	4*6m	4*8m
Height After Opening	2.89m		3.13m							
Height After Folding	1.45m									
Frame Weight	17kg	18kg	19kg	21kg	18kg	24kg	34kg	31kg	53kg	68kg
Package Size	155*22*22cm		155*22*30cm			155*24*39cm			148*28*52cm	
Material	High Power Strength Aluminum Alloy									
Outer Tube Dimension	40*40*0.7mm									
Inner Tube Dimension	35*35*0.7mm									
Cross Tube Dimension	10*18*0.7mm									
Available Fabric	210D Oxford / 300D Oxford / 420D Oxford / 1080D Oxford / 600D Oxford									
Rustproof	Yes									
Waterproof	Yes									
Custom Logo	Support									

### FRAME DETAIL



### SIZE DETAIL



COMMERCIAL FEET



CURVED TRUSS BARS



ROOF FABRIC STICKER



PUSH BUTTON HEIGHT ADJUSTMENT



ROOF TENSIONING